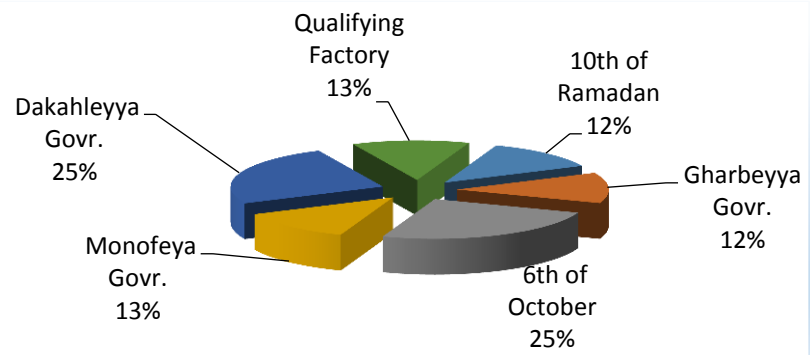
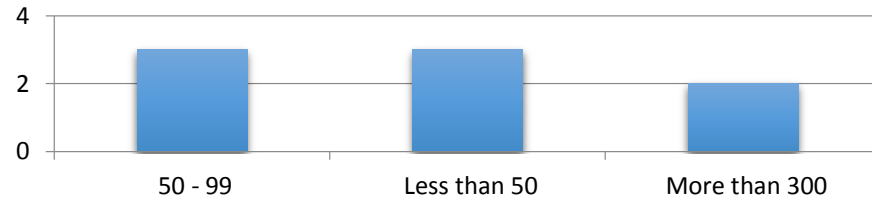


**QIZ Company Statistics - 8 Companies Approved in Oct 06<sup>th</sup>, 2014**

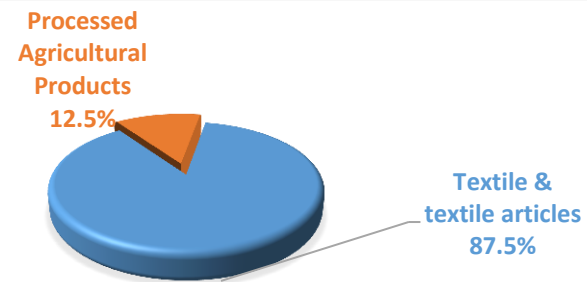
Column1	new
Distribution of listed companies by location	
Location	Freq.
10th of Ramadan	1
Gharbeyya Govr.	1
6th of October	2
Monofeya Govr.	1
Dakahleyya Govr.	2
Qualifying Factory	1
<b>Grand Total</b>	<b>8</b>



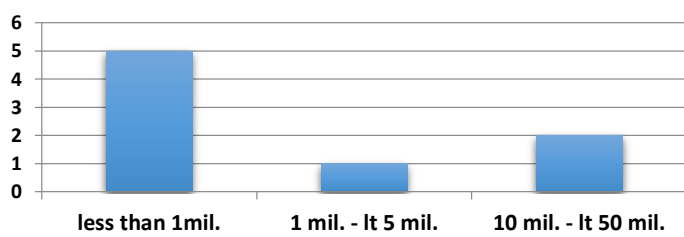
Column1	new
Worker.Category	
Worker.Category	Freq.
50 - 99	3
Less than 50	3
More than 300	2
<b>Grand Total</b>	<b>8</b>



Column1	new
Sector1	
Sector1	Freq.
Textile & textile articles	7
Processed Agricultural Products	1
<b>Grand Total</b>	<b>8</b>



Distribution of listed companies by capital (EGP)



Distribution of listed companies by investments (EGP)

